


Machine Maintenance

The correct process for doing the Deep Cleaning

1) First turn off the machine



2) Remove white hose from machine. **TAKE OUT** small ball inside machine. Then **RE-CONNECT** white hose to machine.



3) Remove cover



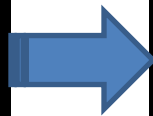
4) Remove the filter from the machine.



5) Take out **EMPTY** CPU (cleaning powder unit).



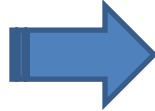
6) Place the CPU (cleaning powder unit) in the machine where the filter was.




7) Prepare 1 container, 1 glass hot water, 1 glass citrid acid.




8) Pour 1 glass hot water and 1 glass citrid acid onto the container.
Dissolve it.




9) Add 1 liter tap water onto the container.



10) Connect tap hose with pump hose.




- 11) Place pump and acidic hose (grey hose) into the container.



- 12) Power on the pump. Let the water running for 30 minutes to 1 hour.



13) Power off the pump.



14) Disconnect white hose from pump hose.



- 15) Connect white hose to tap water. Then rinse the machine by running water for 5 minutes with the CPU still in place. (DO NOT TURN ON THE MACHINE YET!)



- 16) Stop the water.




17) Remove the CPU



18) Put your filter back in (When storing your CPU don't store it wet with the lid on, allow it to completely dry.)



19) Remove white hose from machine. **PUT BACK** small ball inside machine. Then re-connect white hose to machine.



20) Put your cover back in.



*Even when you do e-cleanings regularly, you will still need to have a deep cleaning done at least once a year. This will ensure maximum effectiveness and yield the best results for your Kangen Water®.

*It is necessary to maintain your machine on a regular basis in order to sustain its maximum effectiveness. The important steps for machine maintenance include:

- Regular e-cleaning twice a month in hard water areas
- Deep cleanings once a year
- Running beauty water daily for 3-5 minutes
- Running the cleaning cycle after running strong acidic water and strong Kangen Water.